

# Fullhurst Community College

---

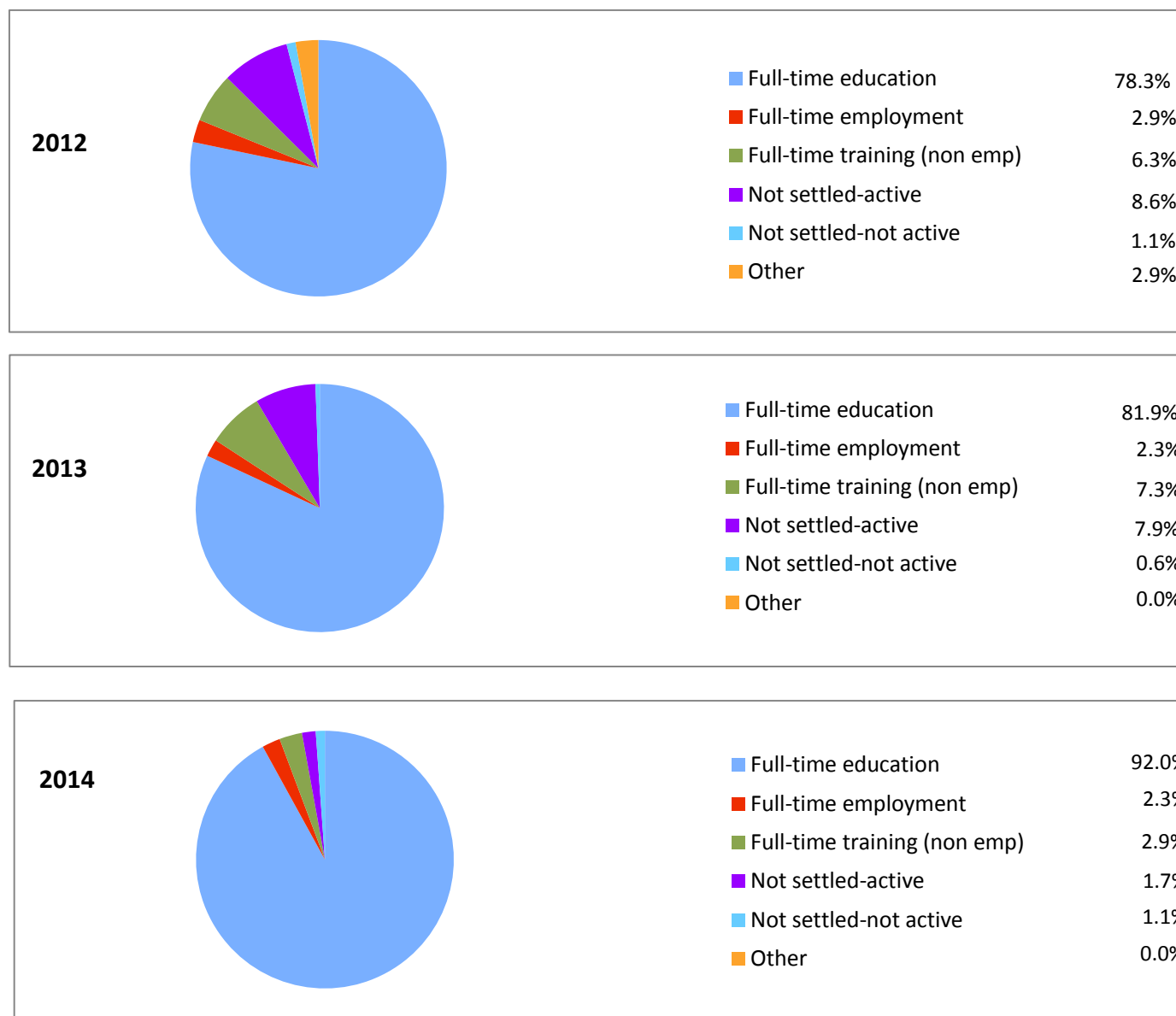
## Student destinations 2014

### **December 2014**

Copyright © Connexions Leicester City

The information contained in this leaflet is the result of the annual activity survey undertaken by Connexions Leicester City. Extracts from this publication may be reproduced, provided Connexions Leicester City is acknowledged as the source. Care has been taken in compiling the information in this report; however readers are advised that the figures and the text are intended to be a guide. Connexions Leicester City can accept no responsibility for any interpretation or action based on the

## Overall destinations of students completing Year 11: 2012 - 2014



### Explanation of overall destination categories

**Full-time education:** Includes school sixth form, sixth form college, further education college, and other post 16 education.

**Full-time employment:** Includes employed apprenticeships, jobs with training, jobs with no training.

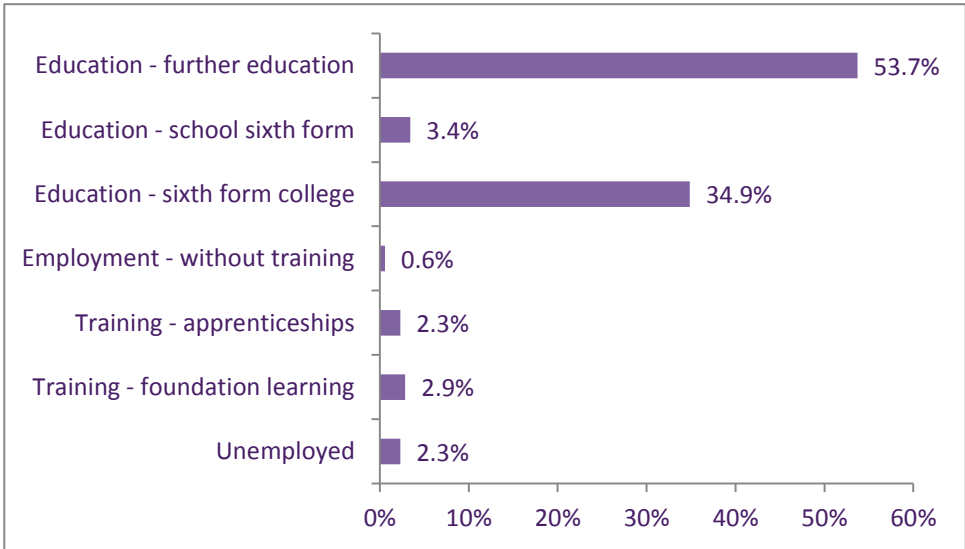
**Full-time training (non-employed):** Includes Skills Funding Agency (SFA)/ Education Funding agency (EFA) funded training.

**Not settled - active:** Includes part-time learning or employment, re-engagement opportunities or being available in the labour market.

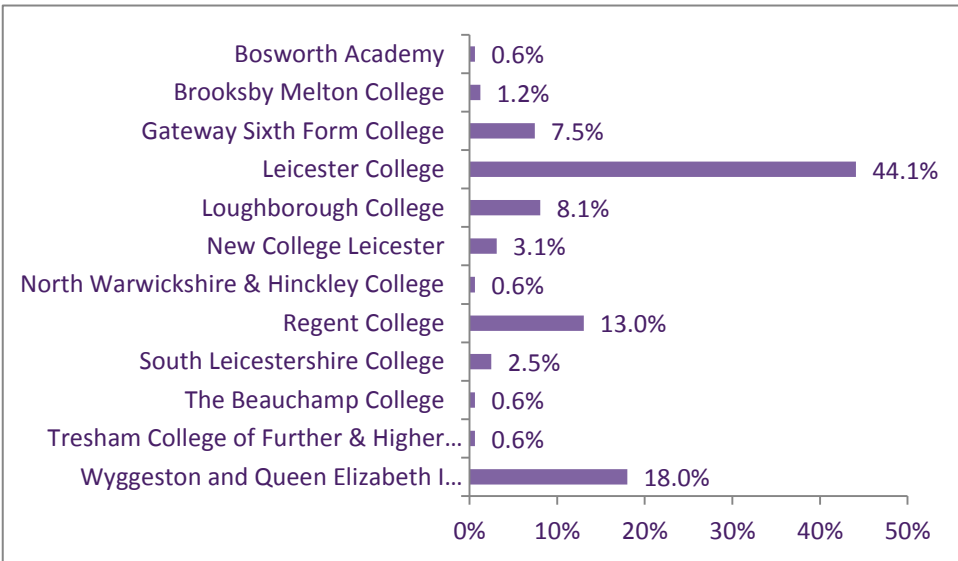
**Not settled - not active:** Includes young carers, teenage parents, illness, pregnancy, custodial sentence and asylum seekers without citizenship.

From your total 2014 cohort of **175**, **5** students (**2.9%**) were not settled in a positive destination in November. Connexions continue to work with these young people and with those from previous years who are NEET (not in education, employment or training), offering support to help them move forward

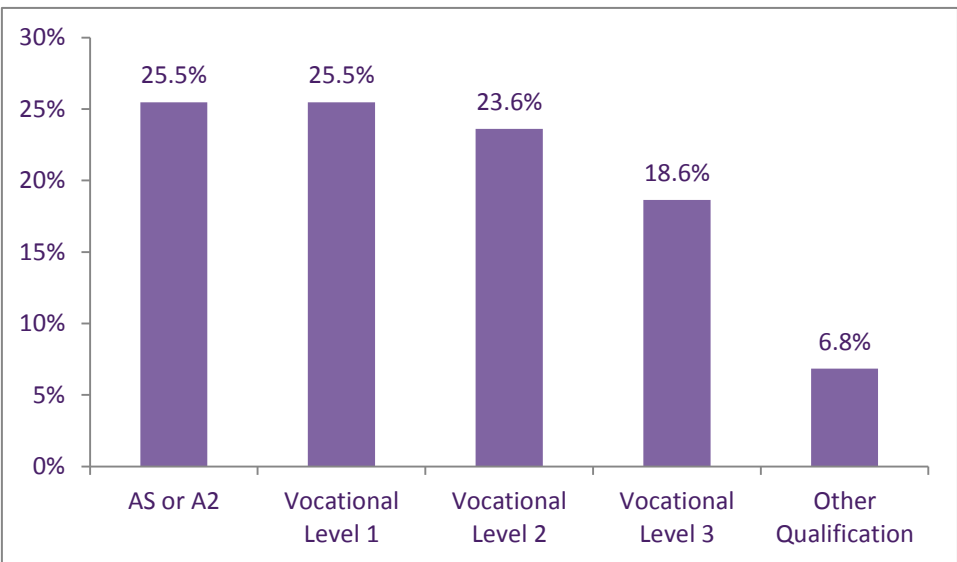
### What your 2014 Year 11 leavers went on to do:



### Full-time education by provider:



### Education destinations by level:



## Main employment and training destinations of your students

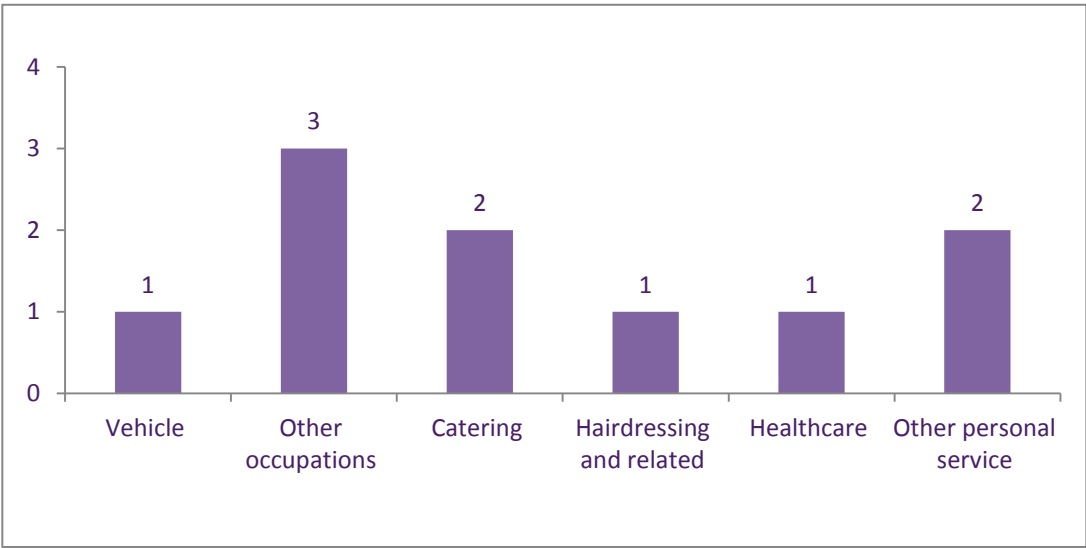
**Ten** of your students entered employment or training after Year 11.

**Four** of your students went into an apprenticeship.

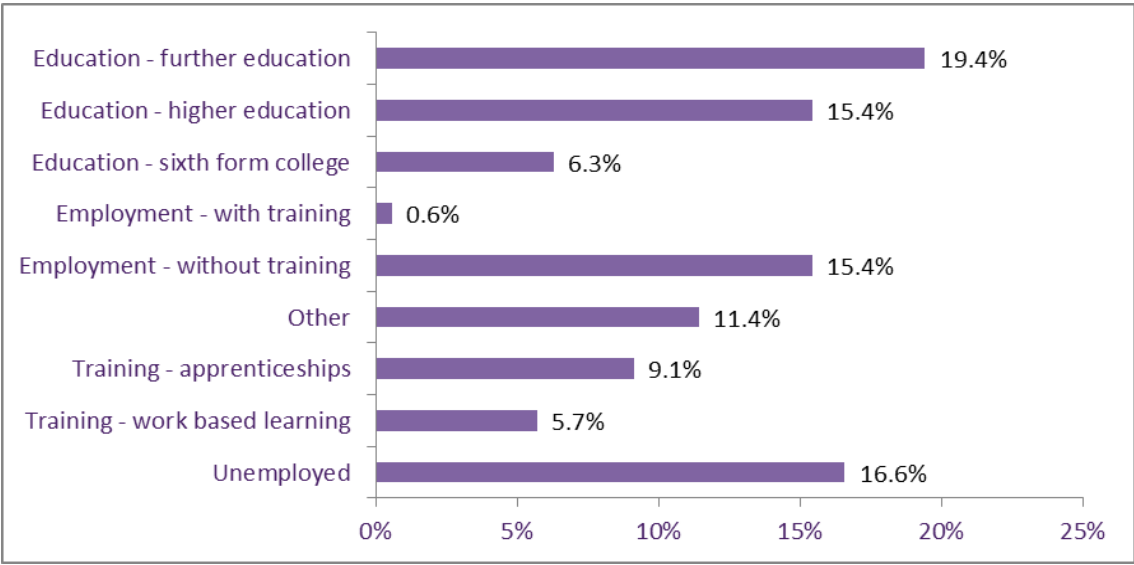
**Six** of your students went into 'other employment and training' which includes Foundation Learning and work-based learning.

The graph below shows the occupational categories they entered.

'Other occupations' includes elementary and unskilled occupations and those which are not covered by the specified occupational categories.



## Destinations of your 2012 Year 11s in 2014



## Explanation of Terms for charts on pages 3 and 4

**Apprenticeships:** Employment funded through government supported training.

**Education:** Includes school sixth form, sixth form college, further education college, part-time education and home study.

**Employment with training:** Employment with training to level 2 or above.

**Employment without training:** Employment without training to level 2, employment with locally recognised training, temporary employment and part-time employment.

**Foundation Learning:** Skills Funding Agency (SFA)/ Education Funding agency (EFA) funded training.

**Further Education:** Further education college

**Higher education:** University, gap year students and other post 18 education.

**Other:** Includes asylum seekers without citizenship, custodial sentence, moved out of contact, no response and refused to disclose activity.

**Unemployed:** Includes those undertaking re-engagement provision, voluntary work, being available to the labour market, young carers, teenage parents, illness and pregnancy, unlikely to be economically active.

**Work based learning:** Other government supported training including ESF funded provision.